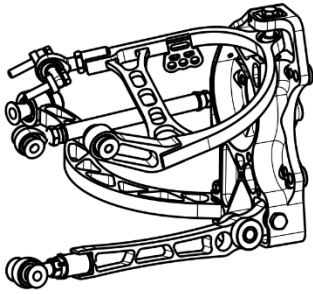


Mitsubishi EVO rear installation guide

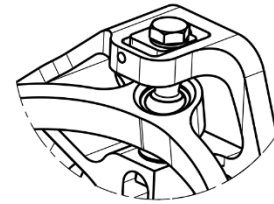


Overall view of assembled components in the right corner

All lengths are pre set by Wisefab.
No need to adjust before alignment.

Installing the upper control arm

Wisefab upright has a camber adjustment built in. When adjusting camber, loosen the bolt and car should be lifted. Toelink correction is needed when adjusting camber. See the chart below with specs. 1flat equals 1/6 toelink turn

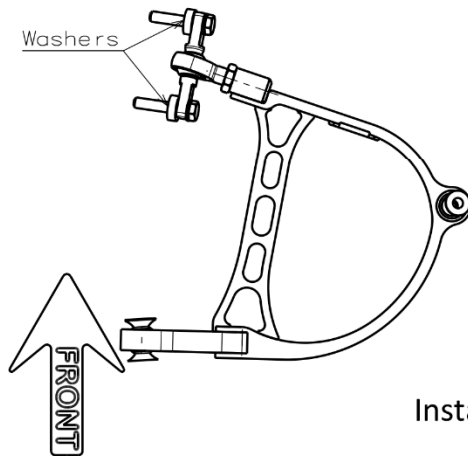


Camber adjustment	Influence	Toelink correction		Toelink sensitivity
	Camber change	Toelink adjustment per side to keep the same toe	Direction	
1 turn	0,3°	1,2flats	More neg camber = shorter toelink	7flats = 1° of toe change 1flat = 0,14° of toe change

Adjusting the toelink



1flat=1/6turn

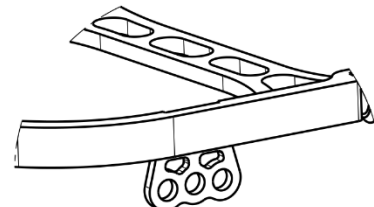


Installing the upper control arm

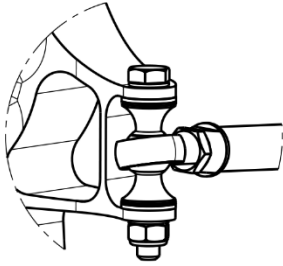
The upper control arms are not symmetrical. Upper control arm includes two washers per side. These are needed when using bigger wheels to avoid scrubbing. Otherwise install the arm without the washers.

Installing the upper control arm

Adjustable swaybar motion ratio
Adjusting it closer to car centerline wheelrate is softer.
Opposite direction - wheelrate is stiffer



If you still have some trouble installing the kit, contact us at sales@wisefab.com, or call us +372 5562 5669

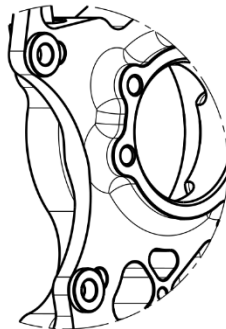
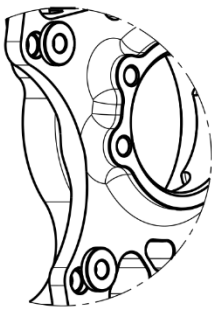



Installing the toelink

When installing toelink there are some washers included. These washers are for adjusting bumpsteer. If bumpsteer is not measured leave the toelink at the middle.

Installing the shock mount arm

You can adjust motion ratio(ride/roll stiffness) by changing the coilover mounting point on the arm.
 Moving it outwards, ride/roll will be stiffer.
 Moving it inwards, ride/roll will be softer.



Installing brakes

Wisefab EVO upright is designed to work with EVO 9 and EVO 10 brakes. Kit includes spacers for correct alignment.
 Outer setup is for EVO 10 brakes
 Inner setup is for EVO 9 brakes



If you still have some trouble installing the kit, contact us at sales@wisefab.com, or call us +372 5562 5669