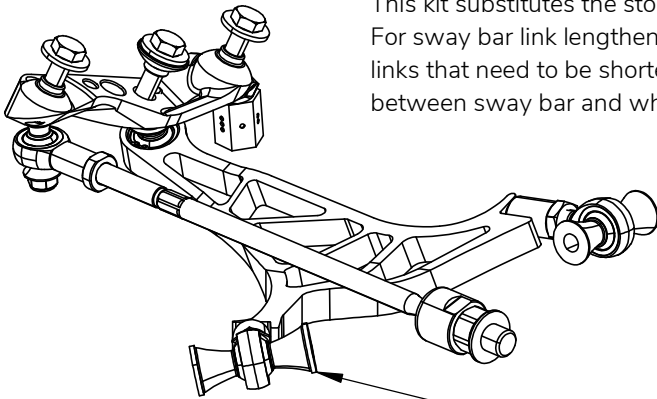


BMW E90 Narrow Front Lock Kit

This kit fits BMW E90/91/92/93 3-Series and E81/82/87/88 1-Series **non-M** cars. To fit this to M3 or 1M, the whole front suspension and brakes need to be converted to non-M parts.

This kit substitutes the stock control arm, tension rod and tie rod.

For sway bar link lengthen the E90 link to 325mm center-to-center length or use steel E90 xDrive links that need to be shortened to 325mm and clocked to suit. Always check the clearance between sway bar and wheel. Brake dust shields need to be removed or trimmed.



Overall view of assembled components in the right corner

All lengths are pre set by Wisefab. No need to adjust before alignment.

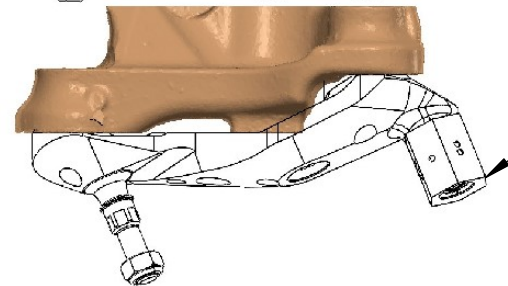
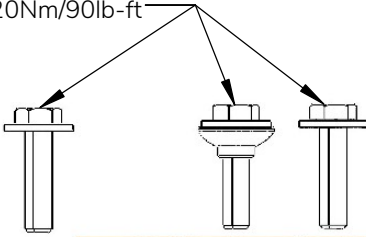
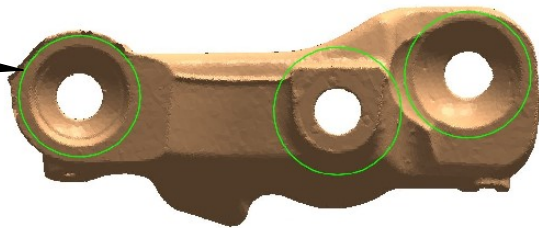
Installing the Lower Arm and adjusting Caster

Install control arm with stock bolts, we recommend using new ones. When first installed, use 1 washer on either side of the front rod end. When lengthening this rod end, both washers must be moved rearward. Vice versa when shortening.

Installing the Knuckle Add-on

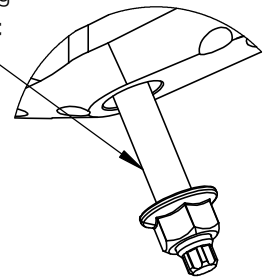
1. Make sure the knuckle mating surfaces are clean from dirt and strong oxidation.

2. Install the add-on and torque the 3x M12 bolts to 120Nm/90lb-ft



3. Install the control arm mounting stud. We recommend using high strength thread-locker. Tighten to 30Nm/22ft-lb. **Do not install this stud before installing add-on to knuckle.**

4. Install the control arm and tie rod to the add-on and tighten the nuts.

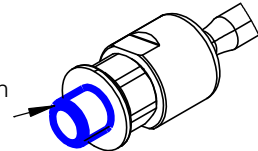


Lock stopper adjustment

Wisefab lock kits are equipped with hexagonal lock stoppers, where each side has a different offset. The more dimples, the less usable lock.

Installing rack spacer

Before installing the rack spacer use thred locker on the thread between the steering rack and spacer



Important!

When the lock stopper is set, check the clearance between car body, suspension components and the wheel with tire in all range of the suspension travel. For that the spring needs to be removed. If there is clearance issues then limit the steering lock more, limit the suspension travel or change your wheel alignment.

Recommended alignment specs

Camber: -5.5°

Caster: 9°

Toe: 2mm toe-out,

Front track: 55 mm wider per side than OEM

Strut lenght (A) :

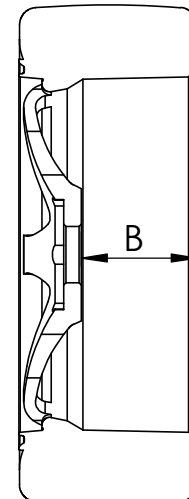
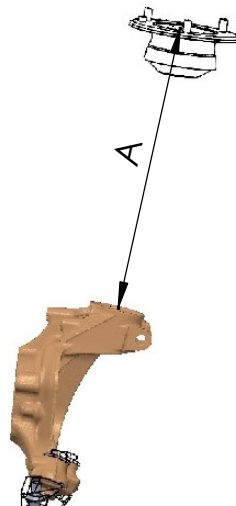
max: 500 mm; min: 340 mm

Wheel backspace (B) :

max : 147 mm

Wheel diameter: 17" to 19"

Some 17" wheels will not fit.



If you still have some trouble installing the kit, contact us at sales@wisefab.com, or call us +372 5562 5669