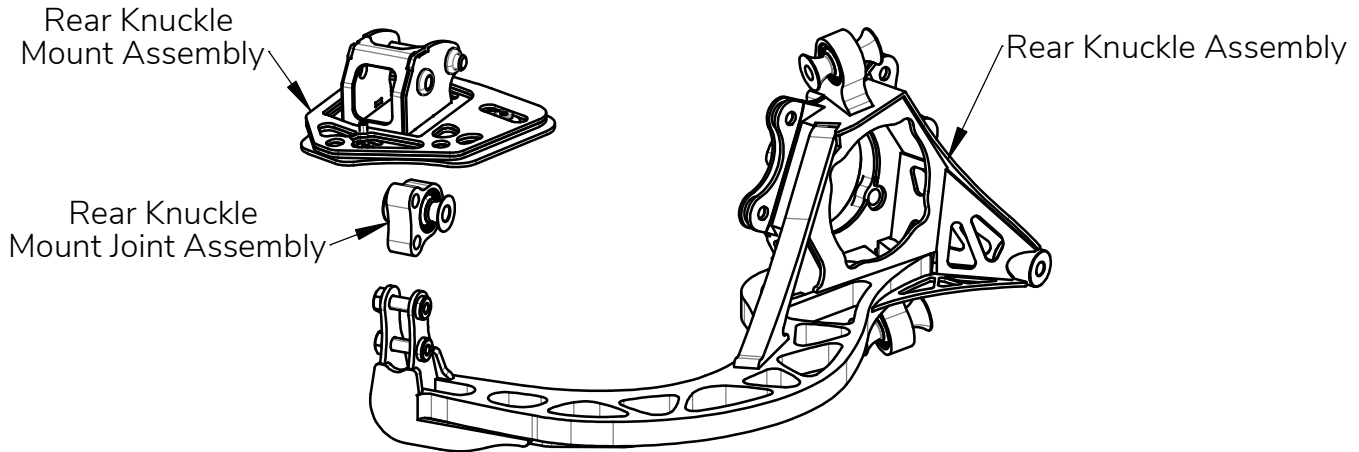


## Wisefab BMW E36/E46 Rear Knuckle installation guide.

This kit will fit E36 and E46 M and non-M models. Not suitable for E36 Compact.  
Right rear corner pictured here:



This kit assumes **E46 330 brakes** with **320x22mm** disc. E46 M3 brakes **will not fit** without modification. All other factory E36/E46 disc brakes will fit in the stock location but might need modification to the handbrake caliper to clear the knuckle.

Minimum rim size is 16" when using E46 330 brakes.

Required 330 **caliper** part no L/R 34216765883 / 34216765884; **carrier** 34216765885, **disc** 34216864052. For handbrake use the factory 330 left-hand caliper on the right and vice versa. For **wheel hub** use BMW part no 33411095774 from E36M; E46 330; E60 non-M or E63 non-M. For **wheel bearing** use BMW part no 33411095238 from E63 non-M models or E65. Choose bearing kit that is supplied with **M12 Torx-head** bolts. Remove washers from these bolts. For **ABS sensor** use BMW part no 34526752702.

We advise using Wisefab E36 E46 upper and lower control arms ([WF1361](#);[WF136](#)) and solid subframe bushings([WF246](#)).



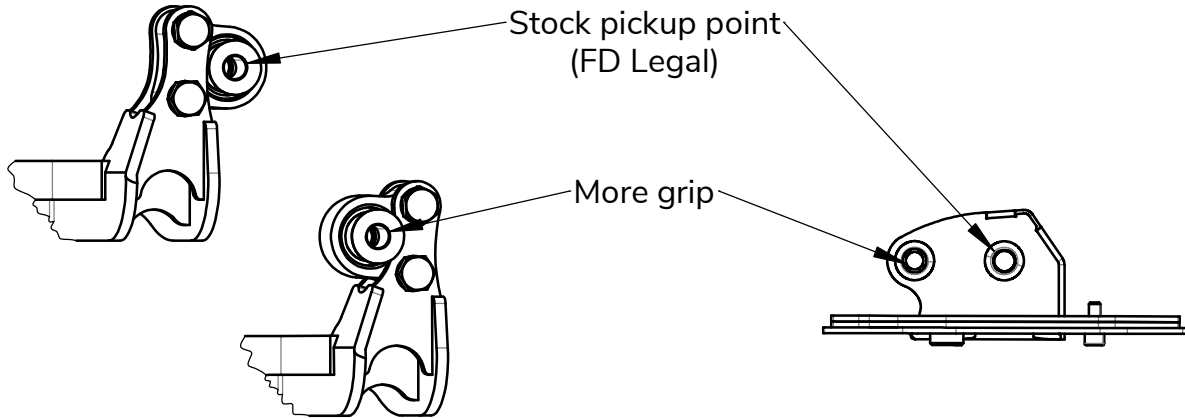
Washers have to be removed from the bearing bolts!



If you still have some trouble installing the kit, contact us at [sales@wisefab.com](mailto:sales@wisefab.com), or call us +372 5562 5669

### Adjustable rear grip.

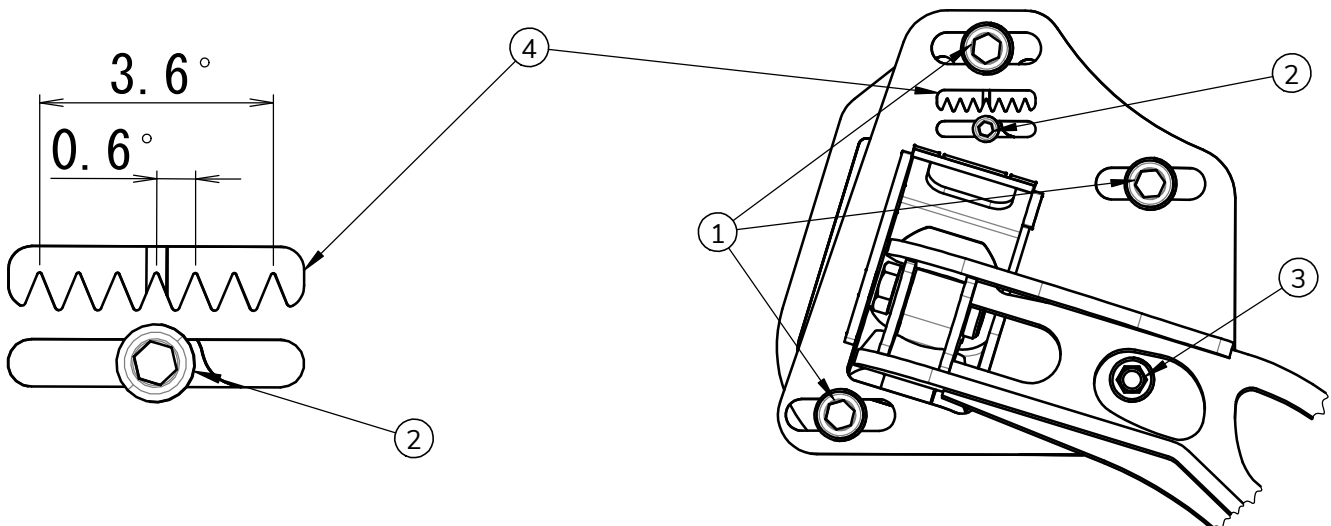
This kit can be used with stock pickup point (FD legal) or with relocated pickup point (more grip, not FD legal). For that, the knuckle mount joint position has to be changed accordingly.



### Adjusting toe

Toe can be adjusted accurately from the knuckle mount. To adjust, loosen three M12 bolts (1) and M6 allen bolt (2). Now turn the adjuster (3) with a 10mm Allen key.

Every tooth on the dial (4) equates to 0.6 degrees of toe per wheel. Use [WiseFab toe converter](#) to calculate the toe depending on wheel size.




When removing the knuckle for repairs, keep the M6 allen bolt (2) tightened to avoid changing the toe setting.



If you still have some trouble installing the kit, contact us at [sales@wisefab.com](mailto:sales@wisefab.com), or call us +372 5562 5669

## Modifications to body.

1. For both E36 and E46 the pocket for the factory knuckle mount has to be cut out or otherwise modified. The simplest way is to cut it out.
2. Mark the cutting line inside the bowl . Retain 6mm or 1/4" of the edge.



3. Cut along the line and remove the bowl. For ease of removal, cut the bowl in two.
4. Install knuckle mount and check for fitment.
5. If necessary, chamfer the edge on the rearmost thread as shown in the picture. The factory bolts may also require shortening.



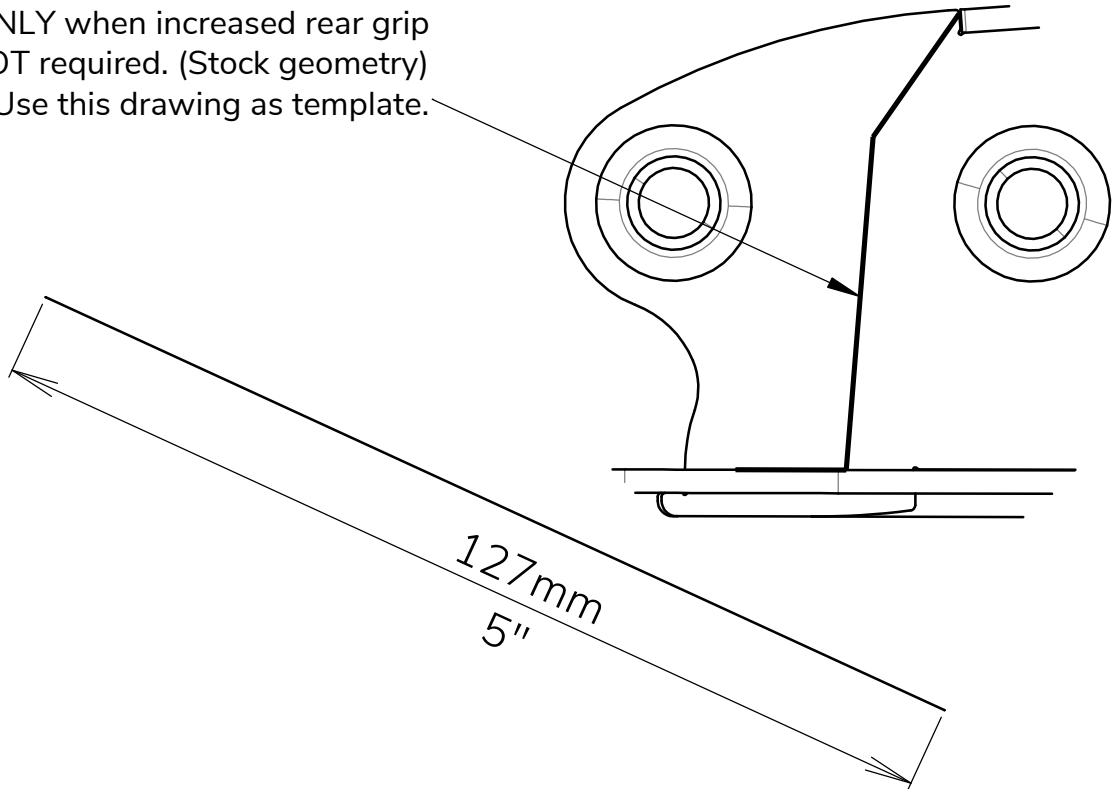
6. For maximum toe-out on E36 body, the inner sill panel needs to be cut or stretched at the area shown in the picture.



If you still have some trouble installing the kit, contact us at [sales@wisefab.com](mailto:sales@wisefab.com), or call us +372 5562 5669

7. If you do not want to use the extra grip position, or maximum toe settings, you can cut that mounting tab off from the knuckle mount. In that case, no modifications will have to be made to the body.

Cut ONLY when increased rear grip  
is NOT required. (Stock geometry)  
Use this drawing as template.



**FOR RACING  
USE ONLY**



If you still have some trouble installing the kit, contact us at  
**sales@wisefab.com**, or call us **+372 5562 5669**